


## 2.1 Option 1

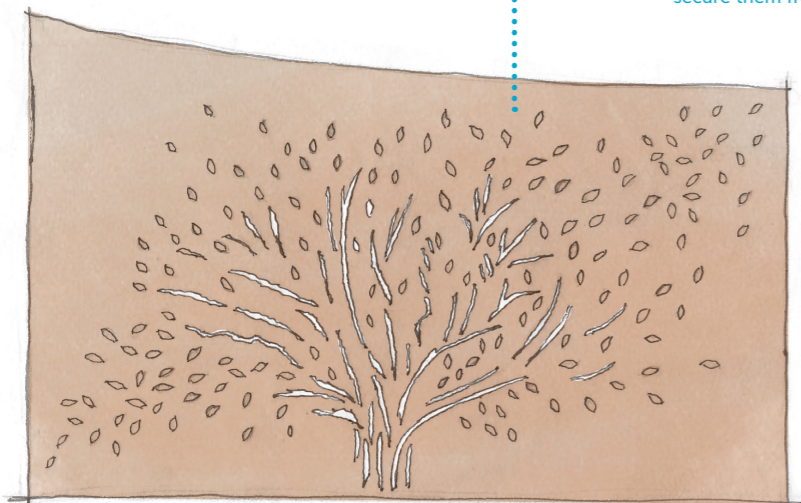
### Curved Corten Steel Memorial + Seating

- Corten steel can be laser cut into a range of intricate designs.
- The steel develops its own protective film which slows the rate of corrosion. This saves the cost of initial painting and the maintenance costs of repainting.
- A range of metal effect materials can be seen around the campus and this material draws on that identity.
- Corten steel slowly takes on a rust colouring; it changes feel and appearance over time. However, its main advantage is its resistance to blistering.



- Single corten panel with leaf plaques
- Engraved solid brass or copper leaves will be fitted to a single layer corten panel. The colours will work harmoniously.
- Plaques will be screwed on to the corten panel to secure them from vandalism.

### Corten Steel 2D view



Seating attached at each piece could provide a quiet space to reflect



Multiple, irregular cuts of corten steel panel will create a monument with an interesting spatial experience



## 2.2 Option 2

### Concrete + Timber + Leaf Plaques

- Concrete is a versatile material that can be cast into a range of forms and pigmented to produce almost any colour. Decorative aggregates can be added to the concrete or it can be stained to replicate the appearance of natural stone. Polished concrete may provide a more formal look to the memorial and require less maintenance.
- The concrete may need to be cleaned annually
- Concrete structures are evident around the university campus. Therefore a memorial formed of concrete would complement the university setting.
- Structures will be formed from concrete slabs, the tree stem will be timber and the branches will be etched into the concrete.



Secret fixings can be used so that the fixings aren't visible. The fixings are attached to the back of the plaque and glued into pre-drilled holes in the wall. The plaque fits flush to the wall with no visible means of support.



### 1. Linear form

The concrete structure will be placed to create a formal triptych.


### 2. Stepped form



The concrete structure will be placed stepped form, gives a sense of movement in the space.

3 slabs create an image of a single tree.

### 3. Single view point tableau



View from the side

Multiple, irregular concrete columns apparently placed randomly.

The number of columns can be reduced as necessary.

View from the front

When you look at the memorial as a whole from a certain point, it can be seen as one image.



## 2.3 Option 3

### Concrete + Stained Glass + Stainless steel plaques

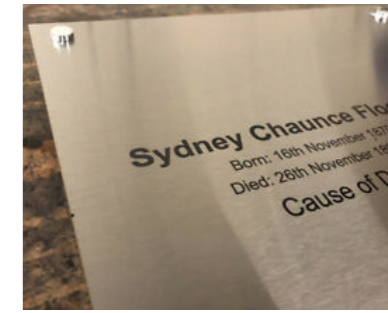
- Stained glass is a traditional material and adds beauty and colour to a memorial.
- Stainless steel plaques can be etched with the name and can be placed on to the concrete wall when necessary.
- Light coming through stained glass will reflect the colour. The reflection can be seen differently in the day depending on the sun's direction and the weather.



The mature tree on the campus inspired this design



Polished concrete wall - dark grey




Stainless steel plaques with names



Lighting creates playful effects

### Option 3a

Stained glass inserts      Void space      Dimple to place stainless steel plaque



Concrete mix will be moulded to create this structure with the tree silhouette being hollowed out to fit stained glass and stainless steel plaques

### Option 3b



Option 3b curved shape replicates blown tree



### 3.2 Setting Option 1

This setting provides a linear sloping walkway from the Silberrad Plaza to the memorial garden space. A generous circle of paving is the setting for curved corten structures which could incorporate seating as Option 1. This design makes good use of the informal setting, close to the lake and formal tree groups.



- ① Curved corten structures with laser cut trees and engraved leaves
- ② Curved sloping access path
- ③ Meadow grass and wildflowers
- ④ Formal hedging provides enclosure
- ⑤ Informal grasses and herbaceous plants linking theme to lakeside planting

### 3.3 Setting Option 2

This setting creates a more formal memorial garden space set at a lower level than the Silberrad plaza and accessed by steps and irregular paving units, set within grass. The design leads the eye into the memorial garden and beyond to the lake, providing a strong setting for the memorial sculptures. Refer to Option 2 and the visualisation for an understanding of how the memorial garden might look.



- ① Memorial structures in corten or cast concrete set in the memorial garden space
- ② Step access from plaza
- ③ Informal slab access path
- ④ Formal hedging provides enclosure
- ⑤ Informal grasses and herbaceous plants linking theme to lakeside planting



### 3.4 Setting Option 3

This setting creates a formal memorial garden space with a central planted feature and seating. The memorial sculptures create enclosure to the garden space and comprise concrete structures which are patterned with stained glass fragments creating an interpretation of a tree. The structures are positioned to take advantage of changing sunlight which casts colour and patterns across the floorscape at different times of the day. Refer to Option 3.



- ① Memorial structures enclose the space
- ② Central garden space
- ③ Step access from plaza
- ④ Informal slab access path
- ⑤ Meadow grass and wildflowers
- ⑥ Informal grasses and herbaceous plants linking theme to lakeside planting